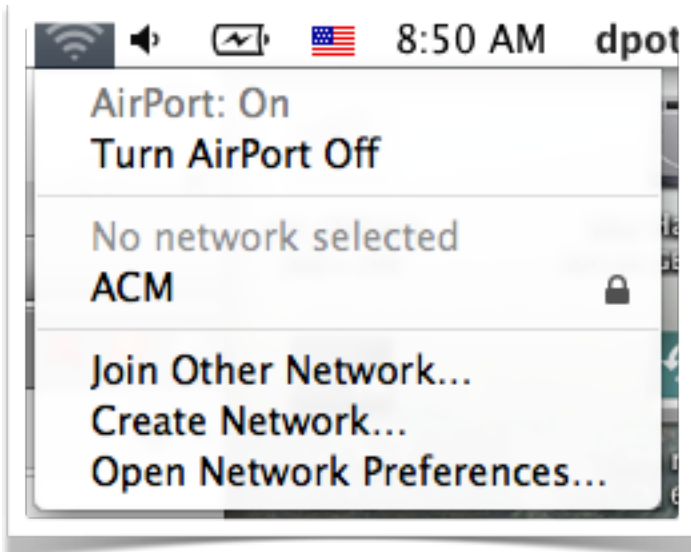


Allegany College of

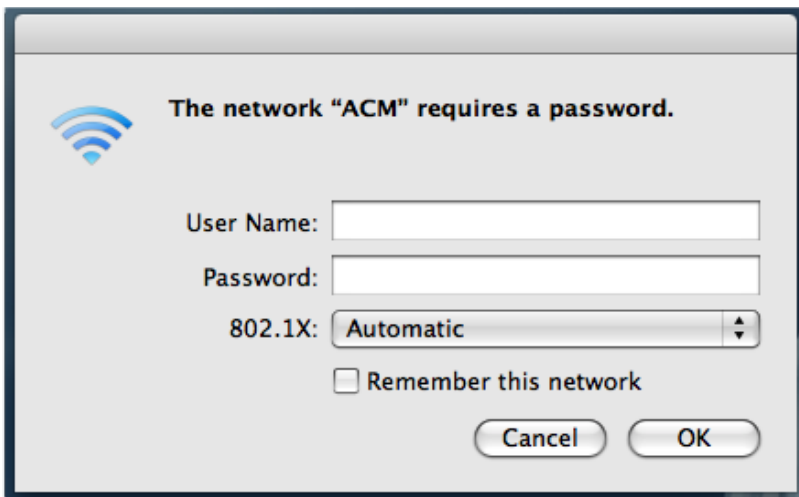


Maryland Wireless Network

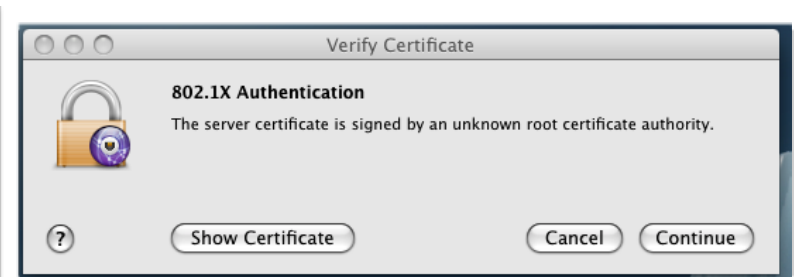
OS X Leopard



These instructions are for Apple OS X Leopard.
Click on the wireless icon in the menu bar.
You should see the ACM SSID. Click on it.



Type in your credentials.



After a short wait, you should see a Verify Certificate screen. Click Continue and you should be connected.
If you need further assistance, you may find it here:

Students:
<http://student.allegany.edu>
(or call 301-784-5444)

Faculty and Staff:
<https://ithelpdesk.allegany.edu>
(or call campus extension 5444)