

2023-24 FAFSA[®] and

The Financial Aid Process

AGENDA

1. Preparing for the FAFSA[®] Form
2. The FAFSA Form
3. Special Circumstances
4. The Federal Student Aid Process
5. Question & Answer

PREPARING FOR THE FAFSA® FORM

FAFSA: FREE APPLICATION FOR FEDERAL STUDENT AID

WHY YOU SHOULD COMPLETE THE FAFSA®

Your college uses your FAFSA® data to determine your federal aid eligibility. Many states and colleges use FAFSA® data to award their own aid. After submission, you'll receive your *Student Aid Report*.

WHEN TO COMPLETE YOUR FAFSA®

MUST FILE

High School Senior Year
and every year in college.

The Free Application
opens every October 1st.



WHAT YOU NEED TO COMPLETE FAFSA®

MUST HAVE

Student FSA ID

Parent FSA ID

*You can not use the same
username and password

You can create these as
you are completing the
FAFSA!



FSA ID

Username
NAME 123

Password
●●●●●●●●

**The FSA ID is a username and password combination.
You use it to log into to our websites
and to electronically sign our forms.**

DEPENDENCY STATUS

INDEPENDENT STATUS

An independent student is one of the following:

- ✓ at least 24 years old
- ✓ married
- ✓ a graduate or professional student
- ✓ a veteran or a member of the armed forces
- ✓ an orphan or a ward of the court
- ✓ someone with legal dependents other than a spouse
- ✓ an emancipated minor
- ✓ someone who is homeless at risk of being homeless
- ✓ legal guardianship

DEPENDENT STATUS

A dependent student does not meet any of the criteria for an independent student and must report information about his/her parent(s) on the FAFSA® form.

Tax Info

IRS DATA RETRIEVAL TOOL (IRS DRT)

The IRS DRT is the fastest, most-accurate way to transfer your tax information into your FAFSA® form. You will be able to review your information before you submit it.

The IRS Data Retrieval Tool (IRS DRT)

EASY

Transfer info with the click of a button.

FAST

Instantly retrieve your info.

ACCURATE

Correctly fill in your info.

NOTE: You will know that your federal tax return information has been successfully transferred because the words "Transferred from the IRS" will display in place of the IRS information in your FAFSA form.

The FAFSA® FORM

Where to Complete the FAFSA®

studentaid.gov

The screenshot shows the Federal Student Aid website interface. At the top left is the logo "Federal StudentAid" with the tagline "AN OFFICE OF THE U.S. DEPARTMENT OF EDUCATION". To the right of the logo is a navigation menu with the following items: "FAFSA® Form" (with a dropdown arrow), "Loans and Grants" (with a dropdown arrow), "Loan Repayment" (with a dropdown arrow), "Loan Forgiveness" (with a dropdown arrow), "Log In | Create Account", and a search icon. Below the navigation menu, the "FAFSA® Form" dropdown menu is open, showing a list of links: "Complete the FAFSA® Form", "Learn About the FAFSA® Form", "How to Fill Out the FAFSA® Form", "FAFSA® Deadlines", "How to Renew Your FAFSA® Form", "Reviewing and Correcting Your FAFSA® Form", and "View Your Student Aid Report (SAR)". Two blue arrows point to the "FAFSA® Form" dropdown menu: arrow 1 points to the dropdown arrow, and arrow 2 points to the "Complete the FAFSA® Form" link. Below the navigation menu is a dark blue banner with several navigation options: "Sign a Master Promissory Note", "Complete Entrance or Exit Counseling", "Compare Repayment Plans with Loan Simulator", "Create Account", and "View Your Student Aid Report (SAR)". At the bottom of the banner are four colored boxes representing different user roles: "Considering School" (dark blue), "In School" (light blue), "Parent" (dark blue), and "In Repayment" (dark blue). Each box contains a brief description of the user's situation.

1. 2.

Federal StudentAid
AN OFFICE OF THE U.S. DEPARTMENT OF EDUCATION

FAFSA® Form ▾ Loans and Grants ▾ Loan Repayment ▾ Loan Forgiveness ▾ Log In | Create Account 🔍

Complete the FAFSA® Form

Learn About the FAFSA® Form

How to Fill Out the FAFSA® Form

FAFSA® Deadlines

How to Renew Your FAFSA® Form

Reviewing and Correcting Your FAFSA® Form

View Your Student Aid Report (SAR)

Sign a Master Promissory Note

Complete Entrance or Exit Counseling

Compare Repayment Plans with Loan Simulator

Create Account

Considering School
I'm thinking about going to college or a career school.

In School
I'm in the process of earning a degree or certificate.

Parent
I want to help my child pay for college.

In Repayment
I have loans I need to repay.

FAFSA® Form Landing Page



The screenshot shows the FAFSA Form Landing Page. At the top, there is a navigation bar with the Federal Student Aid logo on the left and four menu items: 'FAFSA® Form', 'Loans and Grants', 'Loan Repayment', and 'Loan Forgiveness', each with a dropdown arrow. A search icon is on the far right. The main content area has a dark teal background with an illustration of three students. On the left, the text reads 'Complete the FAFSA® Form' in large white font, followed by 'Use the Free Application for Federal Student Aid (FAFSA®) form to apply for financial aid for college or graduate school.' On the right, there are two sections: 'New to the FAFSA® Process?' with a 'Start Here' button, and 'Returning User?' with links for 'Correct info | Add a school' and 'View your Student Aid Report (SAR)', followed by a 'Log In' button. The background is decorated with various icons like a graduation cap, a dollar sign, and arrows.

Role Selection

Welcome to the FAFSA® Form

Tell us about yourself.

[? Help](#)

[Exit FAFSA Form](#)

I am a student and want to access the FAFSA form.



I am a parent filling out a FAFSA form for a student.



I am a preparer helping a student fill out his or her FAFSA form.




Role Selection

Welcome to the FAFSA[®] Form

Tell us about yourself.

 Help

 Exit FAFSA Form

I am a student and want to access the FAFSA form.



Log In to Continue

Create an FSA ID

or

Use personal identifiers to access the FAFSA form.

Section 1: Personal Information for Student



1 Student Demographics 2 School Selection 3 Dependency Status 4 Parent Demographics 5 Parent Financials 6 Student Financials 7 Sign & Submit

STUDENT INFORMATION
Personal Information for Student

i Because the FAFSA® form belongs to the student, "you" and "your" always (unless otherwise noted) refer to the student.

Your Social Security Number
.....1467 ⓘ

Your First Name
TestE ⓘ

Your Middle Initial
 ⓘ

Your Last Name
Perez ⓘ

Your Date of Birth
Month Day Year
02 05 2001 ⓘ

Previous Continue

If at any time you need help, press the ?



Section 2: Add Your High School

✓
Student Demographics

2
School Selection

3
Dependency Status

4
Parent Demographics

5
Parent Financials

6
Student Financials

7
Sign & Submit

STUDENT INFORMATION

Add Your High School

✓ Application was successfully saved.

i Because the FAFSA® form belongs to the student, "you" and "your" always (unless otherwise noted) refer to the student.

i To add your high school to your application, select it from the list of results below and then select "Continue."

State / Province / Territory

District of Columbia ▾

? My country is not listed.

City - optional

Washington ?

High School Name - optional

Anacostia High School ?

Search

College Search

STUDENT INFORMATION

College Search

i TestE, based on the information you provided, we've determined that you may qualify for federal student aid. Continue through the application for us to determine how much aid you can receive.

i Here's where you'll search for the colleges to which you'd like to send your FAFSA® information. You can add up to 10 colleges at a time to your FAFSA form. [Learn what to do if you're applying to more than 10 colleges.](#)

Make sure you add ALL colleges you're interested in, even if you haven't applied or been accepted yet.

i Complete the fields below to search for a college to add to your FAFSA® form. [Need help refining your search? Try these search tips.](#)

Search by School Name, City, State | Search by Federal School Code

State
District of Columbia

City - optional
Washington

School Name - optional
George Washington University

Search

Previous

School Code for
Allegany College of
Maryland is 002057

Section 3: Student Dependency Questions

The screenshot shows the 'Dependency Status' step of the FAFSA application. The navigation bar at the top includes: Student Demographics (checked), School Selection (checked), Dependency Status (3, active), Parent Demographics (4), Parent Financials (5), Student Financials (6), and Sign & Submit (7). The main heading is 'SCHOOL SELECTION Student Additional Dependency Questions'. Below this is an instruction: 'Answer the following questions to determine if you are required to provide information about your parents on your FAFSA® form. Select all that apply or "None of the above."'. There are five checkboxes with the following text: 1. 'Are you currently serving on active duty in the U.S. armed forces for purposes other than training?' (unchecked). 2. 'Are you a veteran of the U.S. armed forces?' (unchecked). 3. 'At any time since you turned age 13, were both your parents deceased, were you in foster care, or were you a dependent or ward of the court?' (unchecked). 4. 'As determined by a court in your state of legal residence, are you or were you an emancipated minor?' (unchecked). 5. 'Does someone other than your parent or stepparent have legal guardianship of you, as determined by a court in your state of legal residence?' (unchecked). The sixth option, 'None of the above', is checked. At the bottom, there are 'Previous' and 'Continue' buttons.

Student Demographics ✓ School Selection ✓ **3** Dependency Status 4 Parent Demographics 5 Parent Financials 6 Student Financials 7 Sign & Submit

SCHOOL SELECTION

Student Additional Dependency Questions

Answer the following questions to determine if you are required to provide information about your parents on your FAFSA® form. Select all that apply or "None of the above." ⓘ

- Are you currently serving on active duty in the U.S. armed forces for purposes other than training?
- Are you a veteran of the U.S. armed forces?
- At any time since you turned age 13, were both your parents deceased, were you in foster care, or were you a dependent or ward of the court?
- As determined by a court in your state of legal residence, are you or were you an emancipated minor?
- Does someone other than your parent or stepparent have legal guardianship of you, as determined by a court in your state of legal residence?
- None of the above

Previous Continue

Section 4: Parent Information

The screenshot shows the FAFSA application interface. At the top, a progress bar indicates the current step is 'Parent Demographics' (4), with previous steps 'Student Demographics', 'School Selection', and 'Dependency Status' completed, and subsequent steps 'Parent Financials', 'Student Financials', and 'Sign & Submit' pending.

PARENT INFORMATION
Whose Information Should I Provide?

Application was successfully saved.

For additional assistance determining what parent information to report on the FAFSA® form, refer to *Who's my Parent When Filling Out the FAFSA form?* fact sheet.

Since you have been identified as a dependent student, you will need to provide information about your parent(s). You must identify and report information about your parent(s) even if you don't live with him or her. Use the following criteria to determine whose information you should report in the "Parent Demographics" and "Parent Financials" sections of the FAFSA® form:

- My parents live together (married or unmarried).
- My parents are divorced or separated, and I live with one parent more than the other.
- My parents are divorced or separated, and I live with both parents equally.
- I was legally adopted.

Navigation buttons: Previous, Continue

Whose Information should I provide?

Personal Information for First Parent

Progress bar: Student Demographics (✓), School Selection (✓), Dependency Status (✓), **Parent Demographics (4)**, Parent Financials (5), Student Financials (6), Sign & Submit (7)

PARENT INFORMATION
Enter Information for Your First Parent
(father/mother/stepparent)

Your Parent's Social Security Number
 SHOW SSN ⓘ

Your Parent's Last Name
 ⓘ

Your Parent's First Initial
 ⓘ

Your Parent's Date of Birth
Month: Day: Year: ⓘ

Your Parents' Email Address
 ⓘ

Reenter Your Parents' Email Address
 ⓘ

[Previous](#) [Continue](#)

Enter Information for Your Parent's Dependents

✓ Student Demographics ✓ School Selection ✓ Dependency Status **4** Parent Demographics 5 Parent Financials 6 Student Financials 7 Sign & Submit

PARENT INFORMATION

Enter Information for Your Parents' Dependents

i Do not include yourself (the student).

How many other dependent children do your parents have?

Include the other dependent children of your parents if they

- will rely on your parents for more than half of their **financial support** between July 1, 2023 and June 30, 2024;
- or
- can answer "no" to every **dependency status** question on the FAFSA[®] form.

 ?

Previous Continue

Section 5: Parent Financials

✓ Student Demographics ✓ School Selection ✓ Dependency Status ✓ Parent Demographics **5** Parent Financials 6 Student Financials 7 Sign & Submit

PARENT INFORMATION

Parent Eligible for IRS DRT

Applying is faster and easier with the IRS Data Retrieval Tool (DRT)!

Based on your responses, we recommend that you, the parents, transfer your information from the IRS into this FAFSA form. The [IRS DRT](#) allows you to link to the IRS website and securely transfer original IRS tax return information into the FAFSA form.

If you use the IRS DRT, you may not have to provide additional IRS documentation later for the student to qualify for federal student aid.

Parent Untaxed Income

✓
Student Demographics

✓
School Selection

✓
Dependency Status

✓
Parent Demographics

5
Parent Financials

6
Student Financials

7
Sign & Submit

PARENT INFORMATION

Parent Untaxed Income

Did your parents have any of the following items in 2021? Enter amounts for all that apply.

Child support received for all children. Do not include foster care or adoption payments.

\$.00 ?

Housing, food, and other living allowances paid to members of the military, clergy, and others (including cash payments and cash value of benefits). Do not include the value of on-base military housing or the value of a basic military allowance for housing.

\$.00 ?

Payments to tax-deferred pension and retirement savings plans (paid directly or withheld from earnings), including, but not limited to, amounts reported on the W-2 Form in Boxes 12a through 12d, codes D, E, F, G, H, and S. **Don't include** amounts reported in code DD (employer contributions toward employee health benefits).

\$.00 ?

Veterans noneducation benefits such as Disability; Death Pension; or Dependency and Indemnity Compensation (DIC); and/or VA Educational Work-Study allowances.

\$.00 ?

Other untaxed income not reported, such as workers' compensation, disability benefits, etc.

\$.00 ?

Previous

Continue

Parent Assets

FAFSA® Form

✓ Student Demographics
✓ School Selection
✓ Dependency Status
✓ Parent Demographics
5 Parent Financials
6 Student Financials
7 Sign & Submit

PARENT INFORMATION

Parent Assets

Do you want to skip questions about your father's assets? ?

Yes
 No

As of today, what is your father's total current balance of cash, savings, and checking accounts?

\$?

As of today, what is the net worth of your father's investments, including real estate (not your father's home)?

\$?

As of today, what is the net worth of your father's current businesses and/or investment farms? **Don't include** a family farm or family business with 100 or fewer full-time or full-time equivalent employees.

\$?



May or may not have to answer asset questions!

Section 6: Student Tax and Asset Info

IRS Data Retrieval if the student did not have to file a tax return!
Change “Already Completed” to “Did Not Have to File.”

The screenshot shows the 'Student Financials' section of the FAFSA application. At the top, a progress bar indicates that steps 1 through 5 are completed, and step 6 is the current step. Below the progress bar, the 'STUDENT INFORMATION' section is titled 'Student Tax Filing Status'. There are three informational messages: a green success message, a yellow 'Attention!' message stating that 2021 tax return information is required, and a blue information message explaining that 'you' and 'your' refer to the student. Below these messages are three dropdown menus: 'For 2021, have you completed your IRS income tax return or another tax return?' (set to 'Already completed'), 'What income tax return did you file for 2021?' (set to 'IRS Form 1040'), and 'For 2021, what is your tax filing status according to your tax return?' (set to 'Single'). A blue arrow points from the text on the right to the 'Already completed' dropdown menu.

The screenshot shows the 'RECOMMENDED IRS Data Retrieval Tool' screen. It features the IRS logo at the top, followed by the text 'RECOMMENDED IRS Data Retrieval Tool'. Below this, it states: 'Applying is faster and easier if you transfer your tax return information into this FAFSA® form with the IRS Data Retrieval Tool (DRT)!'. A note with a lock icon says: 'For your protection, your tax return information will not display on the IRS website or on the FAFSA® form.' At the bottom, there are three buttons: 'Previous', 'Skip IRS DRT and Complete Manually', and 'Proceed to the IRS >'. A blue arrow points from the text on the right to the 'Proceed to the IRS >' button.

Student Assets

FAFSA® Form

✓
Student Demographics

✓
School Selection

✓
Dependency Status

✓
Parent Demographics

✓
Parent Financials

6
Student Financials

7
Sign & Submit

STUDENT INFORMATION

Student Assets

Do you want to skip questions about your assets? ?

Yes

No

As of today, what is your total current balance of cash, savings, and checking accounts?

\$	90	.00	?
----	----	-----	----------------

As of today, what is the net worth of your investments, including real estate (not your home)?

\$	30	.00	?
----	----	-----	----------------

As of today, what is the net worth of your current businesses and/or investment farms? **Don't include** a family farm or family business with 100 or fewer full-time or full-time equivalent employees.

\$	45	.00	?
----	----	-----	----------------

Previous

Continue

FAFSA[®] Summary

✓ Student Demographics ✓ School Selection ✓ Dependency Status ✓ Parent Demographics ✓ Parent Financials ✓ Student Financials **7** Sign & Submit

SIGN & SUBMIT

FAFSA[®] Summary

i You're not done yet!

You still need to submit your FAFSA[®] form. After you print this page, select "Continue" to sign your FAFSA form.

FAFSA Summary: 2023-24 Student ID:0001 EX

FAFSA[®] Summary

SECTION 1 Student Demographics	
Student's Social Security Number (question 8)	****-1467
Student's First Name (question 2), Student's Middle Initial (question 3)	TestE
Student's Last Name (question 1)	Perez
Student's Date of Birth (question 9)	02/05/2001
Student's Email Address (question 13)	595011467@test.com
Student's Telephone Number (question 10)	
Student's Permanent Mailing Address (question 4)	100 Main St
Student's Permanent City (question 5)	Manchester
Student's Permanent State (question 6), Student's Permanent ZIP Code (question 7)	New Hampshire, 03245
Has the student lived in state for at least five years?	Yes
Student's State of Legal Residence (question 18)	New Hampshire
Was the student a legal resident before January 1, 2018? (question 19)	Yes
Student's Legal Residence Date (question 20)	
Student's Citizenship Status (question 14)	Yes, I am a U.S. citizen (or U.S. national).
Student's Alien Registration Number (question 15)	
Has the student completed high school or an equivalent? (question 23)	High school diploma
Type of Degree/Certificate (question 27)	1st bachelor's degree

Did the student complete his or her first bachelor's degree before 2023–24 school year? (question 25)	No
Student's Grade Level in College in 2023–24 (question 26)	Never attended college/1st yr.
Is the student interested in Work-Study? (question 28)	No
Student's Driver's License Number (question 11)	
Student's Driver's License State (question 12)	New Hampshire
Is the student in foster care?	No
Parent 1 Educational Level (question 21)	High school
Parent 2 Educational Level (question 22)	College or beyond

Section 7: Signatures

Signature Options

Student signature for: **Perez**

Date of Birth Social Security Number
02/05/2001 -----1467

Other Options to Sign and Submit [?](#)

We recommend signing electronically with an FSA ID so you don't have to print and mail a signature page or return later to sign your FAFSA form. If you are unable to sign electronically, select another option:

Sign electronically with my FSA ID
This is the fastest option. Selecting this option will return you to the "What is your (the student's) FSA ID?" question.

Print a signature page
This option requires that you print and mail your signature page.

Submit without signatures
This option allows you to submit your FAFSA form now without your signature, but you will need to return later to sign.

[Continue](#)

[Return to Signature Status](#)

Parent Signature Options

SIGN & SUBMIT

Signature Options

Parent Signature for: **Walter**

Date of Birth Social Security Number
12/11/1970 -----7890


Enter the parent's FSA ID.
Do not enter the FSA ID if you are not the parent.

Parent's FSA ID Username, Email Address, or Mobile Number

?
[Forgot Username](#) | [Create an FSA ID](#)

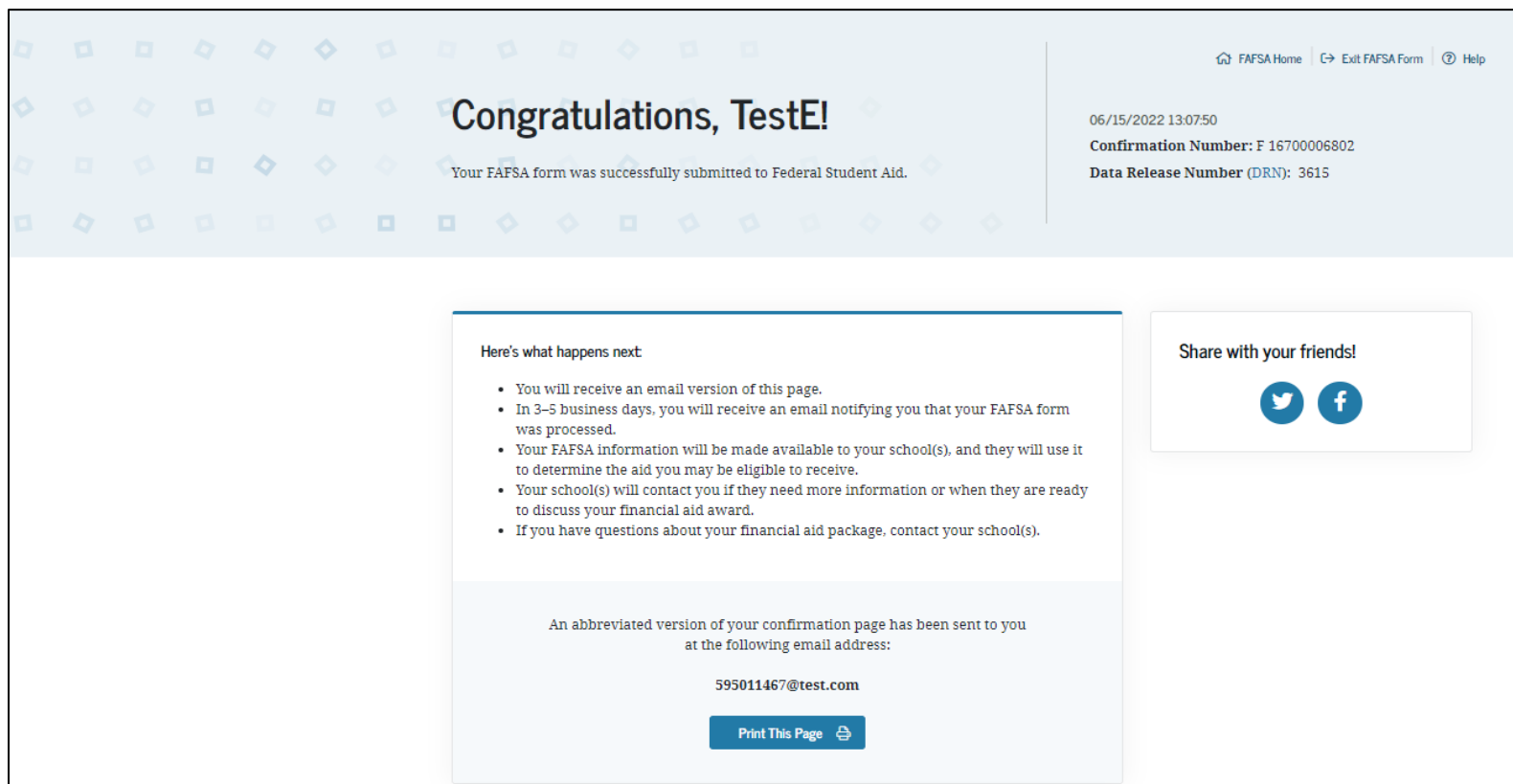
Parent's FSA ID Password

Show ?
[Forgot Password](#)

[Sign This FAFSA Form](#) 

[Return to Signature Status](#) [Other Options to Sign and Submit](#)

Confirmation Page



The screenshot shows the FAFSA Confirmation Page. At the top, there is a navigation bar with links for 'FAFSA Home', 'Exit FAFSA Form', and 'Help'. The main heading is 'Congratulations, TestE!' followed by the message 'Your FAFSA form was successfully submitted to Federal Student Aid.' To the right, the submission date is '06/15/2022 13:07:50', the 'Confirmation Number' is 'F 16700006802', and the 'Data Release Number (DRN)' is '3615'. Below this, there are two main sections. The first section, 'Here's what happens next', contains a bulleted list of instructions: receiving an email version of the page, receiving a notification in 3-5 business days, information being made available to schools, schools contacting the user for more information, and contacting schools with questions. The second section states that an abbreviated version of the confirmation page has been sent to the email address '595011467@test.com' and includes a 'Print This Page' button. To the right of these sections is a 'Share with your friends!' box with social media icons for Twitter and Facebook.

FAFSA Home | Exit FAFSA Form | Help

Congratulations, TestE!

Your FAFSA form was successfully submitted to Federal Student Aid.

06/15/2022 13:07:50
Confirmation Number: F 16700006802
Data Release Number (DRN): 3615

Here's what happens next

- You will receive an email version of this page.
- In 3–5 business days, you will receive an email notifying you that your FAFSA form was processed.
- Your FAFSA information will be made available to your school(s), and they will use it to determine the aid you may be eligible to receive.
- Your school(s) will contact you if they need more information or when they are ready to discuss your financial aid award.
- If you have questions about your financial aid package, contact your school(s).

Share with your friends!

An abbreviated version of your confirmation page has been sent to you at the following email address:

595011467@test.com

Print This Page

Application Processed Successfully

My FAFSA[®] Help Exit FAFSA Form

STUDENT INFORMATION

Welcome to INDEPENDENT TESTER's application.

2023-24 2022-23

Current Application Status

✓ Processed Successfully

Congratulations, your FAFSA form was successfully processed.

What Happens Next

- Your FAFSA information was made available to the school(s) you listed on your FAFSA form.
- Your school(s) will use your FAFSA information to determine the aid you may be eligible to receive.
- Your school(s) will contact you if they need more information or to discuss your financial aid award.
- If you have questions about your financial aid package contact your school(s).

Original Application: Submitted on 10/01/2022; Processed on 10/18/2022

SPECIAL CIRCUMSTANCES

GUARDIANSHIP – WHAT IF...



I DON'T LIVE WITH MY PARENTS

It doesn't matter if you don't live with your parent or parents; you still must report information about them. Other people are not your parents unless they have legally adopted you.



UNABLE TO PROVIDE PARENT INFORMATION

You may be able to submit your FAFSA® form without parent information despite being considered a dependent student due to special circumstances.



I HAVE AN UNWILLING PARENT

You can't be considered independent of your parents just because they refuse to help you with the FAFSA® form. You can submit your FAFSA® form under special circumstances. You will not get an EFC and can only be considered for unsubsidized loans.



I HAVE A NONCITIZEN PARENT

Your parents' citizenship status does not affect your eligibility for federal student aid. In fact, the FAFSA® form doesn't even ask about your parents' status.

SPECIAL CIRCUMSTANCES STATUS

IN SITUATIONS SUCH AS THE ONES BELOW, YOU MAY BE ABLE TO SUBMIT YOUR FAFSA® FORM WITHOUT PARENT INFORMATION DESPITE BEING CONSIDERED A DEPENDENT STUDENT:

- Your parents are incarcerated.
- You have left home due to an abusive family environment.
- You do not know where your parents are and are unable to contact them (and you have not been adopted).
- You are older than 21 but not yet 24, are unaccompanied, and are either homeless or self-supporting and at risk of being homeless.

If you are filling out the FAFSA® form online or on the myStudentAid mobile app, you will be asked whether you are able to provide information about your parents. If you are not, you will have the option to indicate that you have special circumstances that make you unable to get your parents' information. You will then be able to submit your application without entering data about your parents. You will not receive an EFC and must immediately contact the financial aid office at your college.

SPECIAL CIRCUMSTANCES

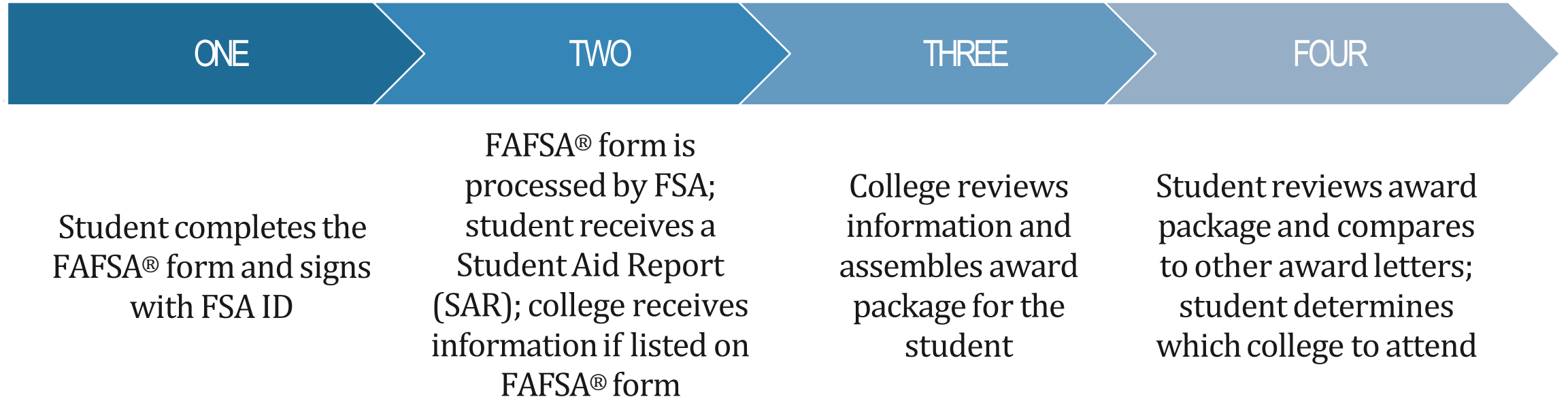
A SPECIAL CIRCUMSTANCE CAN ALSO BE WHEN A PARENT OR STUDENT HAS A LOSS OF WAGES FOR ANY REASON OR THERE IS A DRASTIC CHANGE IN YOUR FAMILY SITUATION.

WORK WITH YOUR COLLEGE'S FINANCIAL AID OFFICE TO SEE WHAT YOU NEED TO DO TO HAVE YOUR FINANCIAL AID RECALCUATED.

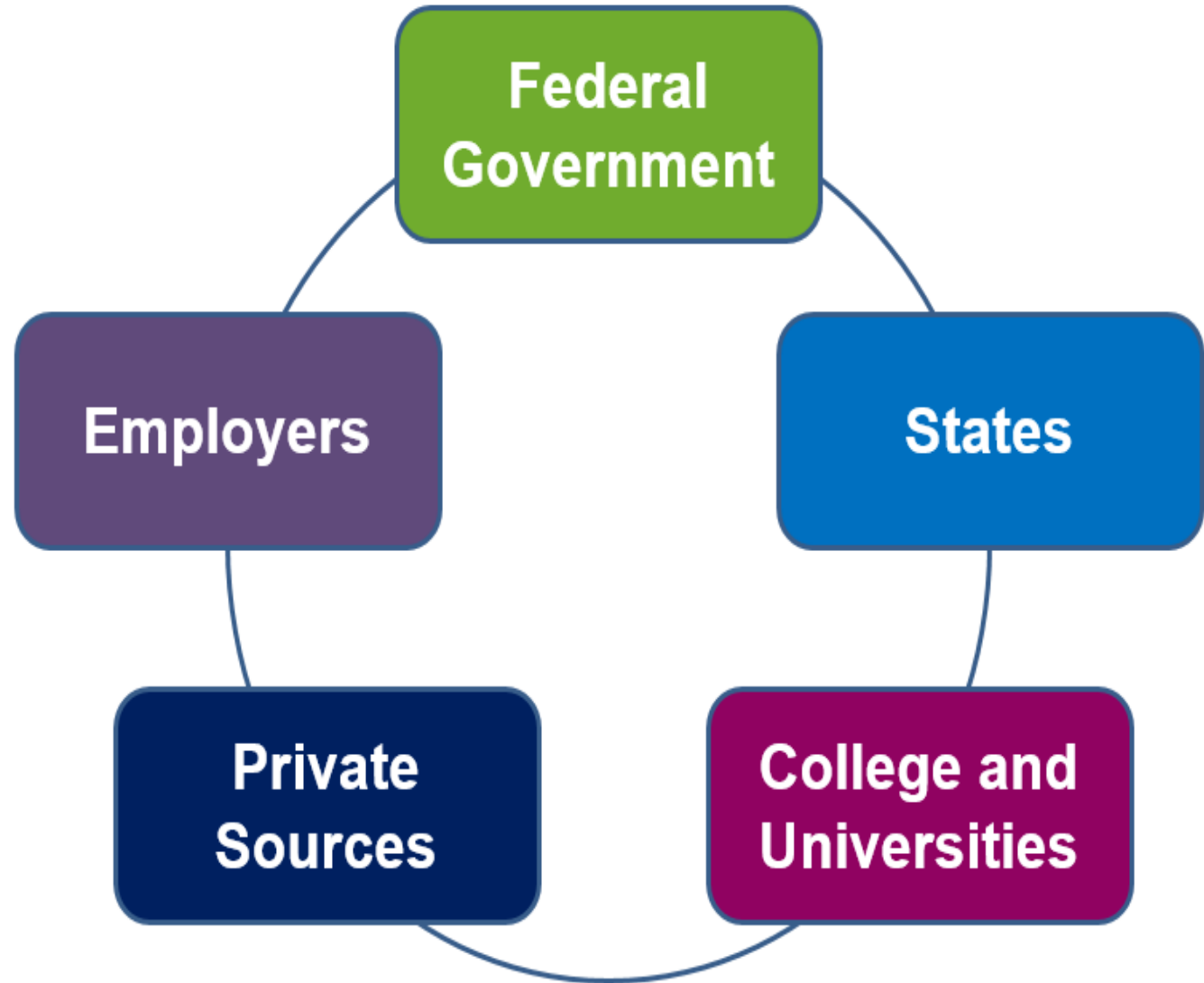
IT IS POSSIBLE THAT 2022 OR 2023 INCOME INFORMATION CAN BE USED TO HELP YOU.

THE FEDERAL STUDENT AID PROCESS

FAFSA® PROCESS



**Financial Aid
comes from
many different
places!**



Federal Government

GRANTS – Money you do NOT have to pay back: it is granted to you based on family income.

WORK – Money you work for: a JOB on campus.

LOANS – Money you PAY back: like a car loan or a house loan.

For more information: <https://studentaid.gov/h/understand-aid>

Federal Government

GRANT PROGRAMS

Federal Pell Grant

Iraq Afghanistan
Service Grant

Federal
Supplemental
Educational
Opportunity Grant
(FSEOG)

Teacher Education
Assistance for
College and Higher
Education (TEACH)
Grant

→ This program can become a loan if you do not meet all the program requirements!

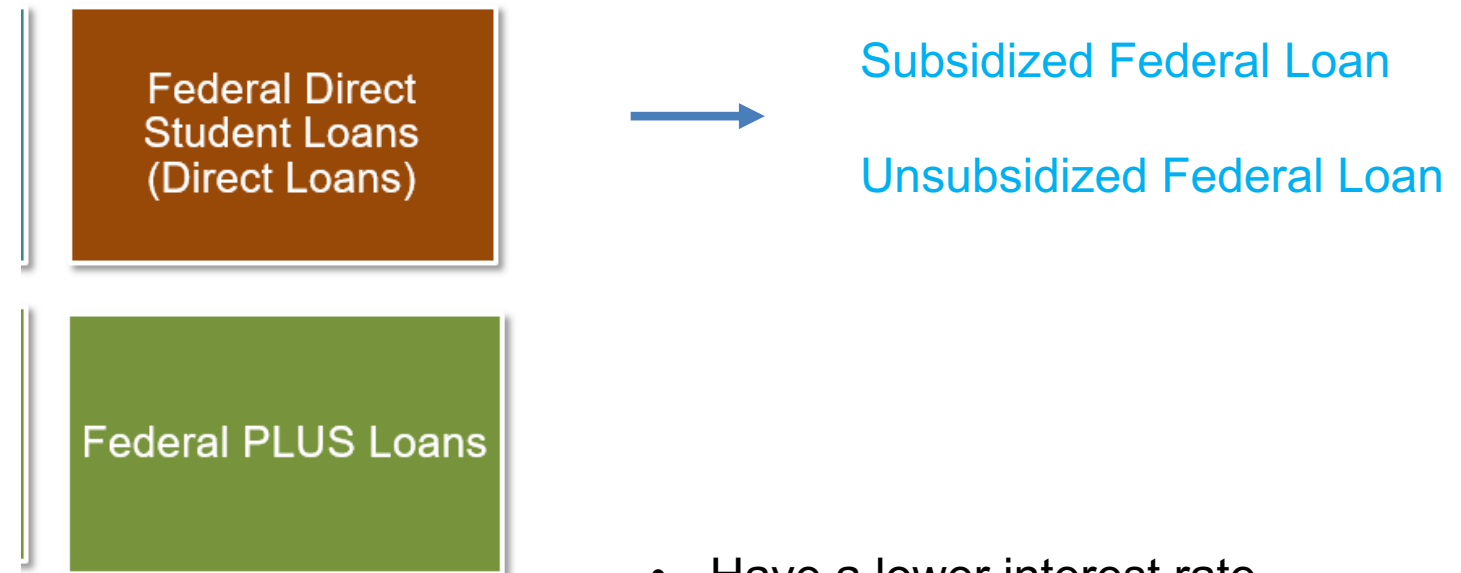
Federal Government

WORK

Federal Work-Study
(FWS)

Federal Government

STUDENT LOAN PROGRAMS



- Have a lower interest rate
- Payments can be deferred until later

STATE OF MARYLAND


Howard P. Rawlings Education Assistance Grant
(EAG)

Howard P. Rawlings Guaranteed Access Grant
(GAG)

Delegate & Senatorial Scholarships

Maryland Community College Promise Scholarship

Student must
have an MD
CAPS Account!



**Make sure to check your
MDCAPS account and accept
your grant if you are awarded.
Time is running out!**

Please identify yourself with a valid username and password.

By logging in, you acknowledge that you have read and agree to the User Agreement.

Students:

Have you:

1. Created a MD CAPS student log-in (below)? This action will create your student account.
2. Clicked the link in the new activation email sent to you after creating your account?
3. Checked your spam filter if you didn't see the activation email in your inbox?

Once you have done steps 1-3, you are ready for your first login.

If you are still having login problems, please send an email with your name, date of birth and the nature of your problem to osfemail.mhec@maryland.gov.

User Name:

Password:

[Login](#) [FAQ](#)

[Create a Student Login](#)

[Forgot your username or password?](#)

To return to the main page of the MHEC web site, [click here](#).

Note: This site requires the use of JavaScript and Cookies. Please be sure to enable JavaScript and Cookies in your web browser in order to access the full functionality of the site.

<https://mdcaps.mhec.state.md.us>

REMAINING SOURCES of FINANCIAL AID

College

Employers

Private
Scholarships

High School
Guidance
Office

ALLEGANY COLLEGE OF MARYLAND:

<https://www.allegany.edu/scholarships/index.html>

**What happens when
Colleges receive the
FAFSA results?**

**The College is
responsible to:**

- Assign a Cost of Attendance
- Determine each student's FINANCIAL NEED.
- Create a Financial Aid Package

What is the Cost of Attendance?

Tuition and
Fees

Room and
Meal Plan

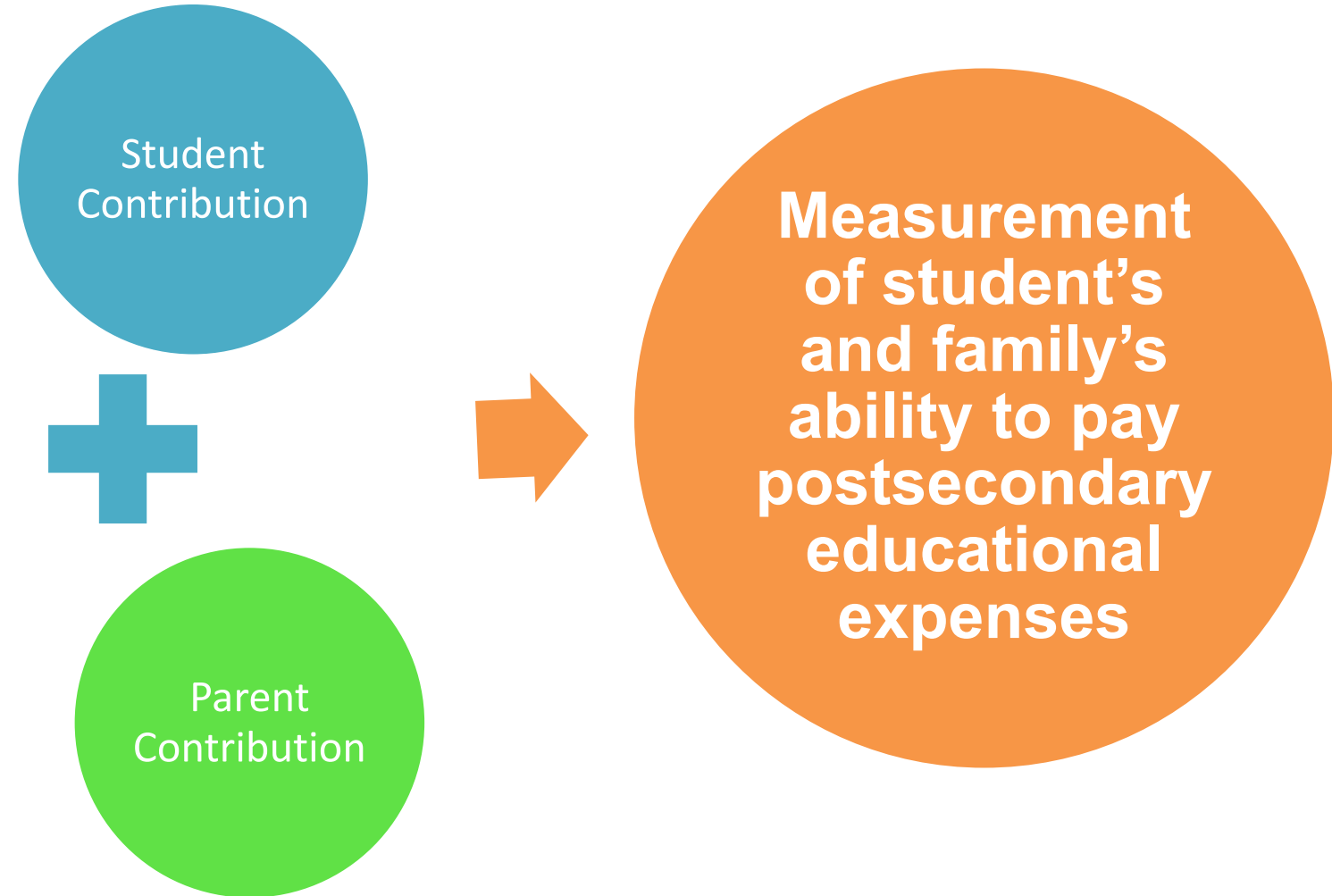
Books and
Supplies

Transportation

Personal
Expenses

The Cost of Attendance is an estimate of what it will cost the student to attend a college for one full year.

What is an EFC? Expected Family Contribution



EFC: Calculated when you submit Your FAFSA.

What is Financial Need?

Cost of attendance (COA)

– Expected family contribution (EFC)

= Financial need



Once the School determines each student's FINANCIAL NEED, the School AWARDS the student all financial aid for which he/she is eligible.

You are sent an AWARD NOTIFICATION!

What is an Award Notification?

A letter or email sent to students that shows all the financial aid being awarded to you.

Check with the school you are attending to find out how you will be notified of your awards.

Most schools require you to be an admitted student before giving you an award notice.

Remember anything that says loan means the funds will need to be paid back.

Be sure to read EVERYTHING in your Award Notification!

Some awards may require you to do additional work (Sign MPN; Complete Entrance Counseling; write a thank you note...)

ABC UNIVERSITY

Award Letter

John Smith
123 Main Street, Boston, MA 02110

Cost of Attendance: \$56,000

Cost of attendance includes tuition, fees, housing, meals, books, supplies, transportation, and other education costs.

Eligibility Factors

Our determination of your eligibility for financial assistance was based in part on the factors listed below:

Enrollment Status: Full-Time Undergrad: **Number in Family:** 3
Housing Status: On Campus **Number in College:** 1

A change in any of these factors will affect your eligibility. Please notify our office right away if any of these factors are incorrect or if they change at any time during the academic year.

Financial Aid Award

You are eligible to receive the following assistance:

	Fall	Spring	Total	Check to Accept	Revised Amount
ABC University Grant	17,995	17,995	35,990	<input type="checkbox"/>	_____
Federal SEOG	500	500	1,000	<input type="checkbox"/>	_____
Federal Pell Grant	2,960	2,960	5,920	<input type="checkbox"/>	_____
MASSGrant	800	800	1,600	<input type="checkbox"/>	_____
Federal Work-Study Program	750	750	1,500	<input type="checkbox"/>	_____
Federal Direct Subsidized Loan	1,750	1,750	3,500	<input type="checkbox"/>	_____
Federal Direct Unsubsidized Loan	1,000	1,000	2,000	<input type="checkbox"/>	_____
Total	\$25,755	\$25,755	\$51,510		

Outside Scholarships/Resources:

Total outside scholarships and/or other education resources for the academic year, as reported by you:

\$1,000 Computer Science League Scholarship
\$500 Boston Karate Scholarship

QUESTIONS



Vicki Smith

**Director of Student Financial Aid
Allegany College of Maryland**

301.784.5213

studentfinancialaid@allegany.edu